

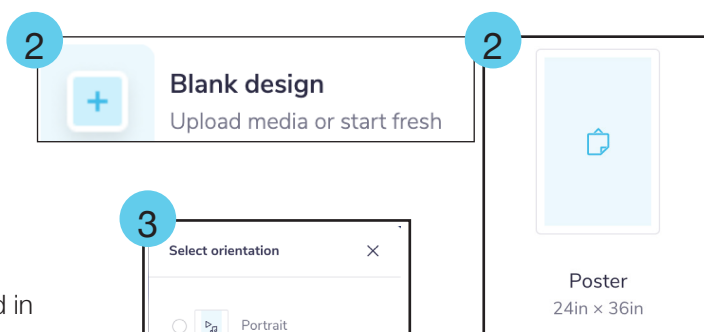
it's time to make your DORM STORIES YEARBOOK PAGE!

Please follow these simple steps for creating and submitting your dorm stories page for the yearbook! You can also [CLICK HERE](#) for a tutorial of the site you'll be using. Your deadline is **MAY 18th**. Have fun, and get creating!

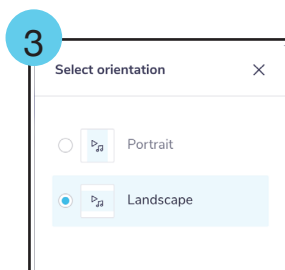
1 Go to www.postermywall.com & click on "Create A Design" on the homescreen. We also advise setting up a free account with them so that you can easily save your page and go back to it.



2 On the right, you'll see an option for a Blank Design. Select this, and then choose the "POSTER" option. This is important! Choose POSTER so your page dimensions are what we need them to be.



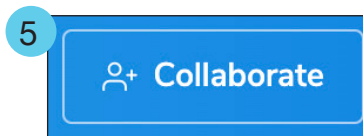
3 This step is CRITICAL. You MUST indicate that you want a **LANDSCAPE** (horizontal) layout. Your page must be wide and in landscape format - not vertical - for placement in the yearbook.



4 Now you're ready to create. Click on "Photo" or "Text" to begin adding items to your page. Watch the [TUTORIAL HERE](#) for a glimpse of how it works. Get playing and have fun! Tip - do not make any font smaller than size 10!!!



5 When you are done, you are going to click the "Collaborate" button in the upper right.



6 Your critical final steps are to ensure that the setting says "Can Edit". Please give your page a title (use your club name). Once done, input our yearbook email address:

yearbook@deerfield.edu. Click "Send Invitation" and you're good to go. We will confirm receipt and contact you with any questions. The yearbook faculty advisors will carefully evaluate each page and will not publish any that feature problematic or questionable content. Dorm pages may NOT include: Vulgar or offensive language; references that go against Deerfield's values or promote violence; sentiments that may be insulting to groups or individuals; acronyms or coded language. Reminder - the deadline is **MAY 18th!**

